

Bravo

MORE THAN A COMPLIMENT



compressor	3	parts	3
	YEARS WARRANTY		YEARS WARRANTY



Bravo's SMART APP allows you to control your units at home through your smart devices from anywhere.



Bravo

MORE THAN A COMPLIMENT

ABOUT THE COMPANY

Discover BRAVO, the latest addition to the portfolio of one of the world's leading HVAC manufacturers, renowned for its expansive global presence. BRAVO, now making its mark in the North American market, encapsulates the essence of Italian design while embracing the latest European trends. In its slogan, "More Than a Compliment", BRAVO reflects its commitment to surpassing expectations with superior quality and efficiency. In the United States, BRAVO is proudly distributed by COMFORTSIDE, LLC, a seasoned distributor with a decade of expertise in bringing top-tier air conditioning brands to consumers. Explore the exceptional offerings of BRAVO for a blend of style and performance in HVAC solutions.





Up to 17.0 SEER2 Rating



SINGLE-ZONE
MINI SPLIT AIR CONDITIONING SYSTEM
12K, 18K, 24K & 36K Btu/h



Use your Smart device to control your unit from anywhere with SMART APP!



Features:

- Remote Control Included
- Smart App: Connect from anywhere
- Comfortable Sleep Mode
- Super Mode
- Eco Mode
- Multiple Fan Speeds
- Timer
- Louver Auto Swing
- Anti-Mildew Mode
- LED Display



13' Line Sets and Communication Cable included



Indoor Model		BRV-R12W-115VI	BRV-R12W-230VI	BRV-R18W-230VI	BRV-R24W-230VI	BRV-R36W-230VI	
Outdoor Model		BRV-R12LS-115VO	BRV-R12LS-230VO	BRV-R18LS-230VO	BRV-R24LS-230VO	BRV-R36LS-230VO	
Power Supply	V-Ph-Hz	115-1-60	208/230-1-60	208/230-1-60	208/230-1-60	208/230-1-60	
Cooling	Rated Capacity	Btu/h	12,000	12,000	17,000	24,000	35,000
	EER2	Btu/h	9.5	9.5	9.5	9.5	9.5
	SEER2	Btu/h	17	17	17	17	17
Heating	Rated Capacity	Btu/h	12,000	12,000	17,000	24,000	34,500
	HSPF2-4	Btu/h	9.0	9.0	10.5	8.64	8.5
	COP2	W/W	3.5	3.2	3.5	3.5	3.2
Minimum Circuit Ampacity	A	17	11	13	13	23	
Max Fuse	A	25	15	20	20	35	
Indoor Air Flow (Turbo/Hi/Mi/Lo/Mute)	CFM	276/265/241/224/206	294/264/235/206/159	412/364/294/235/208	676/629/505/412/352	882/741/564/458/411	
Indoor Noise Level (Turbo/Hi/Mi/Lo/Mute)	dB(A)	42.9/40/36.1/33/29	45/42/39/35/33	49/45/43/40/37	47/45/39/34/32	55/52/46/41/39	
Indoor Unit	Dimensions (WxDxH)	in	30.59x7.91x9.84	30.59x7.91x9.84	35.82x8.11x11.57	39.76x8.66x12.40	46.88x10.15x14.17
	Packing (WxDxH)	in	33.07x12.4x10.23	33.07x12.4x10.23	38.54x14.64x10.90	43.15x15.35x11.81	49.60x16.92x12.91
	Net Weight	lbs	16.5	16.5	20.9	26.5	38.6
Outdoor Air Flow	CFM	276/265/241/224/206	294/264/235/206/159	412/364/294/235/208	676/629/505/412/352	882/741/564/458/411	
Outdoor Side Noise Level	dB(A)	53	55	57	55	63	
Outdoor Unit	Dimensions (WxDxH)	in	30.59x11.42x19.61	30.59x11.41x19.61	31.88x12.00x21.61	30.70x13.74x23.81	38.50x16.57x31.61
	Packing (WxDxH)	in	32.99x13.30x21.25	32.99x13.30x21.25	33.54x14.09x24.02	35.43x15.94x25.39	40.23x18.89x32.87
	Gross Weight	lbs.	54.01	52.91	61.73	74.96	105.8
Refrigerant Type	oz	R32	R32	R32	R32	R32	
Refrigerant Precharge	ft	25	25	25	25	25	
Design Pressure	PSIG	725.18	725.18	725.18	725.18	725.18	
Refrigerant Piping	Liquid Side / Gas Side	in	1/4" / 3/8"	1/4" / 3/8"	1/4" / 3/8"	1/4" / 1/2"	1/4" / 5/8"
	Max Refrigerant Pipe Length	ft	50	50	50	65	65
Connection Wiring	Size x Core Number	4x16AWG	4x16AWG	4x16AWG	4x16AWG	4x16AWG	
Ambient Temperature	Indoor (Cooling/Heating)	°F	>=62/<=86	>=62/<=86	>=62/<=86	>=62/<=86	>=62/<=86
	Outdoor (Cooling/Heating)	°F	5~122/-4~86	5~122/-4~86	5~122/-4~86	5~122/-4~86	5~122/-4~86





Up to 20.0 SEER2 Rating



SINGLE-ZONE
CEILING CASSETTE MINI SPLIT SYSTEM
9K, 12K, 18K & 24K Btu/h



Use your Smart device to control your unit from anywhere with SMART APP!



(Panel Sold Separately)

BRV-PNL09-18CT
25.59×25.59×1.18 in.
Panel Net Weight: 6.0 lb

BRV-PNL24CT
37.4×37.4×1.3 in.
Panel Net Weight: 13.2 lb



16' Line Set and Drain Lines,
21' Communication Cable Included

Wall Thermostat included with Ceiling Cassette Unit

Indoor Model		BRV-P09CT-230VI	BRV-P12CT-230VI	BRV-P18CT-230VI	BRV-P24CT-230VI	
Panel Model		BRV-PNL09-18CT	BRV-PNL09-18CT	BRV-PNL09-18CT	BRV-P24CT-230VI	
Outdoor Model		BRV-P09LS-230VO	BRV-P12LS-230VO	BRV-P18LS-230VO	BRV-P24LS-230VO	
Power Supply	V-Ph-Hz	208-230-1-60	208-230-1-60	208-230-1-60	208-230-1-60	
Cooling	Rated Capacity	Btu/h	9,000	12,000	18,000	24,000
	EER2	Btu/h	11.0	9.5	9.5	9.5
	SEER2	Btu/h	20.0	20.0	20.0	20.0
Heating	Rated Capacity	Btu/h	9,000	12,000	18,500	24,000
	HSPF2-4	Btu/h	9.5	9.5	9.5	9.5
	COP2	W/W	3.8	3.5	2.9	3.5
Minimum Circuit Ampacity	A	10	11	12	17	
Max Fuse	A	15	15	20	25	
Indoor Air Flow (Turbo/Hi/Mi/Lo/Mute)	CFM	329/300/270/217/194	360/320/260/200/190	441/394/335/282/253	836/765/630/530/482	
Indoor Noise Level (Turbo/Hi/Mi/Lo/Mute)	dB(A)	43/41/37/33/32	45/43/39/35/32	48/46/42/39/37	51/48/44/40/37	
Indoor Unit	Dimensions (WxDxH)	in	22.44×22.44×10.24	22.44×22.44×10.24	22.44×22.44×10.24	32.99×32.99×10
	Packing (WxDxH)	in	28.27×25.87×11.85	28.27×25.87×11.85	28.27×25.87×11.85	36.81×36.81×11.42
	Net/Gross Weight	lbs	31.9 / 38.6	31.9 / 38.6	31.9 / 38.6	51.8 / 59.5
Outdoor Side Noise Level	dB(A)	53	55	55	60	
Outdoor Unit	Dimensions (WxDxH)	in	30.98×11.42×19.61	31.5×12.01×21.69	33.54×13.74×23.7	36.1×14.76×27.56
	Packing (WxDxH)	in	32.2×12.8×20.28	32.87×13.39×23.03	35.04×15.16×24.72	37.4×16.54×28.82
	Net/Gross Weight	lbs.	50.7 / 57.3	51.8 / 58.4	66.8 / 74.5	88.2 / 97.0
Refrigerant Type / Pre-charge	oz	R32 / 21.16	R32 / 20.46	R32 / 37.74	R32 / 42.33	
Refrigerant Precharge Length	ft	25	25	25	25	
Refrigerant Piping	Liquid Side / Gas Side	in	1/4" / 3/8"	1/4" / 3/8"	1/4" / 3/8"	1/4" / 1/2"
	Max Refrigerant Pipe Length	ft	49	49	65	65
Max Height Diff Between Indoor and Outdoor	ft.	33	33	49	49	
Ambient Temperature Range	Cooling Indoor	°F	62-89	62-89	62-89	62-89
	Cooling Outdoor		5-127	5-127	5-127	5-127
	Heating Indoor		32-86	32-86	32-86	32-86
	Heating Outdoor		-4-75	-4-75	-4-75	-4-75



Intertek
3119233



Up to 20.0 SEER2 Rating




SINGLE-ZONE

SLIM DUCT MINI SPLIT SYSTEM

9K, 12K, 18K & 24K Btu/h



Use your Smart device to control your unit from anywhere with SMART APP!



Wall Thermostat included with Ceiling Cassette Unit



16' Line Set and Drain Lines, 21' Communication Cable Included

Indoor Model			BRV-P09DT230VI	BRV-P12DT230VI	BRV-P18DT230VI	BRV-P24DT230VI
Outdoor Model			BRV-P09LS-230VO	BRV-P12LS-230VO	BRV-P18LS-230VO	BRV-P24LS-230VO
Power Supply	V-Ph-Hz		208-230-1-60	208-230-1-60	208-230-1-60	208-230-1-60
Cooling	Rated Capacity	Btu/h	9,000	12,000	18,000	24,000
	EER2	Btu/h	11.0	9.5	9.5	9.5
	SEER2	Btu/h	20.0	20.0	20.0	20.0
Heating	Rated Capacity	Btu/h	10,000	12,000	18,500	24,000
	HSPF2-4	Btu/h	9.5	9.5	9.5	9.5
	COP2	W/W	3.8	3.5	2.9	3.5
Minimum Circuit Ampacity	A		10	11	12	17
Max Fuse	A		15	15	20	25
Indoor Air Flow (Turbo/Hi/Mi/Lo/Mute)	CFM		335/305/276/182/182	360/330/270/217/194	500/426/370/300/283	741/623/558/529/470
Indoor Noise Level (Turbo/Hi/Mi/Lo/Mute)	dB(A)		42/39/34/28/28	42/39/34/28/28	48/44/41/36/33	51/49/46/39/34
Indoor Unit	Dimensions (WxDxH)	in	27.56×17.8×7.87	27.56×17.8×7.87	36.22×17.8×7.87	43.31×17.8×7.87
	Packing (WxDxH)	in	35.43×21.85×9.84	35.43×21.85×9.84	44.09×21.85×9.84	50.79×22.24×9.65
	Net/Gross Weight	lbs	33.1 / 39.7	33.1 / 39.7	39.7 / 47.4	50.7 / 58.4
Outdoor Side Noise Level	dB(A)		53	55	55	60
Outdoor Unit	Dimensions (WxDxH)	in	30.98×11.42×19.61	31.5×12.01×21.69	33.54×13.74×23.7	36.1×14.76×27.56
	Packing (WxDxH)	in	32.2×12.8×20.28	32.87×13.39×23.03	35.04×15.16×24.72	37.4×16.54×28.82
	Net/Gross Weight	lbs.	50.7 / 57.3	51.8 / 58.4	66.8 / 74.5	88.2 / 97.0
Refrigerant Type / Pre-charge	oz		R32 / 21.16	R32 / 20.46	R32 / 37.74	R32 / 42.33
Refrigerant Precharge Length	ft		25	25	25	25
Additional refrigerant charge >25ft.	oz/ft.		0.11	0.11	0.11	0.11
Refrigerant Piping	Liquid Side / Gas Side	in	1/4" / 3/8"	1/4" / 3/8"	1/4" / 3/8"	1/4" / 1/2"
	Max Refrigerant Pipe Length	ft	49	49	65	65
Max Height Diff Between Indoor and Outdoor	ft.		33	33	49	49
Ambient Temperature Range	Cooling Indoor		62-89	62-89	62-89	62-89
	Cooling Outdoor	°F	5-127	5-127	5-127	5-127
	Heating Indoor		32-86	32-86	32-86	32-86
	Heating Outdoor		-4-75	-4-75	-4-75	-4-75



Intertek 3119233



Up to 18.4 SEER2 Rating



Use your Smart device to control your unit from anywhere with SMART APP!


**SINGLE-ZONE
MULTI-POSITION AIR HANDLER
HEAT PUMP SYSTEM
18K TO 60K BTU**

Cross compatible with any 3rd party 24V unit

Features:



- High-efficiency Inverter Technology
- Environmentally friendly R32 refrigerant
- 4-position flexible installation
- AHRI and ETL listed
- GoldFin A-Coil
- Compatible with 3rd party Electric heater kits 5, 8, 10, 15, 20 kW
- Compatible with 3rd party 24V Wall Thermostat
- Cross compatible with any 3rd party 24V unit



BRV-WT24V
Smart Wired Thermostat
24V Wall Thermostat included.

Indoor Model		BRV-MP18AHUW-230VI	BRV-MP24AHUW-230VI	BRV-MP36AHUW-230VI	BRV-MP48AHUW-230VI	BRV-MP60AHUW-230VI	
Outdoor Model		BRV-SD18HI-230VO	BRV-SD24HI-230VO	BRV-SD36HI-230VO	BRV-SD48HI-230VO	BRV-SD60HI-230VO	
Power Supply	V-Ph-Hz	208~230-1-60	208~230-1-60	208~230-1-60	208~230-1-60	208~230-1-60	
Cooling	Rated Capacity	Btu/h	18,000	24,000	36,000	48,000	53,000
	EER2	Btu/h	11.5	10.4	10.4	9	8
	SEER2	Btu/h	18.4	17.7	17.0	16.5	15.8
Heating	Rated Capacity	Btu/h	19,000	26,000	36,000	48,000	55,000
	HSPF2-4	Btu/h	8.6	8.5	8.4	8.5	8.5
	COP2	W/W	3.85	3.4	3.45	3.45	3.55
Max Fuse	A	20	25	30	40	50	
Indoor Air Flow (Turbo/Hi/Mi/Lo/Mute)	CFM	650 / 420	830 / 420	1110 / 520	1690 / 750	1740 / 750	
Indoor Noise Level (Turbo/Hi/Mi/Lo/Mute)	dB(A)	38.5 / 34	42 / 38	50 / 42.5	53 / 46	53 / 46	
Indoor Unit	Dimensions (WxDxH)	in	17.52 × 21.02 × 45.00	17.52 × 21.03 × 45.00	21.03 × 21.03 × 49.22	24.48 × 21.03 × 52.98	24.48 × 21.03 × 52.98
	Packing (WxDxH)	in	20.87 × 26.57 × 46.26	20.86 × 26.58 × 46.27	24.41 × 26.58 × 50.20	27.88 × 26.58 × 54.14	27.88 × 26.58 × 54.14
	Net/Gross Weight	lbs	84 / 92	84 / 92	132 / 140	152 / 160	152 / 160
Outdoor Noise Level	dB(A)	54	55	56	60	60	
Outdoor Unit	Dimensions (WxDxH)	in	36.03 × 25.59 × 13.58	36.03 × 25.59 × 13.58	37.98 × 31.89 × 15.75	37.98 × 31.89 × 15.75	37.98 × 31.89 × 15.75
	Packing (WxDxH)	in	40.16 × 28.94 × 17.13	40.16 × 28.94 × 17.13	42.13 × 34.64 × 20.67	42.13 × 34.64 × 20.67	42.13 × 34.64 × 20.67
	Net/Gross Weight	lbs.	84 / 92	84 / 92	132 / 140	152 / 160	152 / 160
Refrigerant Type / Pre-charge	oz	R32 / 56.44	R32 / 58.2	R32 / 84.66	R32 / 105.82	R32 / 105.82	
Refrigerant Piping	Liquid Side / Gas Side	in	3/8" / 3/4"	3/8" / 3/4"	3/8" / 3/4"	3/8" / 3/4"	3/8" / 3/4"
	Max Refrigerant Pipe Length	ft	98.4	164	246	246	246
Max Height Diff Between Indoor and Outdoor	ft.	65.6	82	98.4	98.4	98.4	
Ambient Temperature Range	Cooling Indoor	°F	60~90	60~90	60~90	60~90	60~90
	Cooling Outdoor		5~131	5~131	5~131	5~131	5~131
	Heating Indoor		60~90	60~90	60~90	60~90	60~90
	Heating Outdoor		-4~75	-4~75	-4~75	-4~75	-4~75

Bravo AHU's universal compatibility features a built-in 24V interface that integrates with most third-party outdoor models ranging from 18K to 60K BTU/h, as well as 24V smart thermostats.

This 24V AHU is a perfect replacement choice, particularly for homeowners looking to modernize their system without a complete overhaul of their existing controls.





MULTI-ZONE
MINI SPLIT AIR CONDITIONING SYSTEM



Use your Smart device to control your unit from anywhere with SMART APP!


Outdoor Unit:

Outdoor Model			BRV-M18-230VO	BRV-M24-230VO	BRV-M30-230VO	BRV-M36-230VO	BRV-M42-230VO
Power Supply	V-Ph-Hz		208~230-1-60	208~230-1-60	208~230-1-60	208~230-1-60	208~230-1-60
Cooling	Rated Capacity (Min - Max)	Btu/h	17,700 (3,800-19,800)	24,000 (4,900-31,400)	30,000 (6,000-38,200)	36,000 (6,350-38,500)	42,000 (8,350-46,000)
	EER2	Btu/h	12.3	12.5	12.5	12.3	12.5
	SEER2	Btu/h	22	23	23	23	24
Heating	Rated Capacity (Min - Max)	Btu/h	18,000 (4,200-22,000)	24,000 (5,200-32,000)	30,000 (6,300-36,000)	36,000 (7,000-43,000)	42,000 (8,450-53,000)
	HSPF2-4	Btu/h	10	10	10	10	10.5
	COP2	W/W	3.8	4.0	3.9	4.0	3.9
Minimum Circuit Ampacity	A		20	30	40	45	45
Max Fuse	A		20	30	40	45	45
Outdoor Air Flow	CFM		1529	2235	2353	2353	4235
Outdoor Side Noise Level	dB(A)		54	57	58	59	60
Outdoor Unit	Dimensions (WxDxH)	in	34.65x13.90x21.93	38.58x15.28x27.56	41.18x17.91x31.81	41.18x17.91x31.81	39.80x15.75x51.97
	Packing (WxDxH)	in	35.55x15.04x24.21	39.96x16.73x30.00	43.50x19.49x34.84	43.50x19.49x34.84	42.52x16.93x56.69
	Net Weight	lbs.	75.0/80.5	102.5/109.1	148.8/157.6	154.3/163.1	205.0/224.9
Refrigerant Type / Volume	oz		R32/38.8	R32/51.2	R32/67.0	R32/81.2	R32/ 105.8
Refrigerant Precharge	ft		24.6	24.6	24.6	24.6	24.6
Refrigerant Piping	Liquid Side / Gas Side	in	1/4" / 3/8"	1/4" / 3/8"	1/4" / 3/8"	1/4" / 3/8"	1/4" / 3/8"
	Max Refrigerant Pipe Length	ft	82	82	82	82	82
Ambient Temperature	Outdoor (Cooling)	°F	-13~ 125.6	-13~ 125.6	-13~ 125.6	-13~ 125.6	-13~ 125.6
	Outdoor (Heating)	°F	-13~ 75.2	-13~ 75.2	-13~ 75.2	-13~ 75.2	-13~ 75.2

◇ Adapters for 1/4" / 1/2" and 1/4" / 5/8" included in box.



Up to 24.0 SEER2 Rating





Wall Mount:

Indoor Model			BRV-M07WM-230VI	BRV-M09WM-230VI	BRV-M12WM-230VI	BRV-M18WM-230VI	BRV-M24WM-230VI
Power Supply	V-Ph-Hz		208~230-1-60	208~230-1-60	208~230-1-60	208~230-1-60	208~230-1-60
Cooling	Rated Capacity	Btu/h	7,000	9,000	12,000	17,000	24,000
Heating	Rated Capacity	Btu/h	7,000	9,000	12,300	17,700	24,000
Max Fuse	A		5	5	5	5	5
Indoor Air Flow	CFM		353	353	353	618	765
Indoor Noise Level	dB(A)		40	40	42	49	50
Indoor Unit	Dimensions (WxDxH)	in	31.02x7.80x11.50	31.02x7.80x11.50	34.49x7.64x11.73	38.82x8.86x12.40	44.13x9.09x12.95
	Packing (WxDxH)	in	34.65x14.57x11.42	34.65x14.57x11.42	37.99x14.57x11.1	42.13x15.16x12.28	47.64x15.75x12.87
	Net/Gross Weight	lbs.	17.60/22.00	17.60/22.00	19.80/24.27	26.45/32.26	33.07/39.68
Refrigerant Piping	Liquid Side / Gas Side	in	1/4" / 3/8"	1/4" / 3/8"	1/4" / 3/8"	◇ 1/4" / 1/2"	◇ 1/4" / 5/8"
Operation Temperature Range	°F		60.8~89.6	60.8~89.6	60.8~89.6	60.8~89.6	60.8~89.6

◇ Adapters for 1/4" / 1/2" and 1/4" / 5/8" included in Outdoor Unit box.

Ceiling Cassette:



Indoor Model			BRV-M09CT-230VI	BRV-M12CT-230VI	BRV-M18CT-230VI	BRV-M24CT-230VI
Panel Model Number			BRV-PN9-18CT	BRV-PN9-18CT	BRV-PN9-18CT	BRV-PN24CT
Power Supply	V-Ph-Hz		208~230-1-60	208~230-1-60	208~230-1-60	208~230-1-60
Cooling	Rated Capacity	Btu/h	9,000	12,000	18,000	24,000
Heating	Rated Capacity	Btu/h	10,000	12,000	18,500	24,000
Max Fuse	A		5	5	5	5
Indoor Air Flow	CFM		383	383	442	824
Indoor Noise Level	dB(A)		40	40	45	47
Indoor Unit	Dimensions (WxDxH)	in	22.44x22.44x10.24	22.44x22.44x10.24	22.44x22.44x10.24	33.07x33.07x9.69
	Packing (WxDxH)	in	28.35x25.59x11.42	28.35x25.59x11.42	28.35x25.59x11.42	35.83x35.83x12.20
	Net Weight	lbs.	30.9/37.5	30.9/37.5	33.1/38.6	52.9/61.7
Panel	Dimensions (WxDxH)	in	25.59x25.59x2.17	25.59x25.59x2.17	25.59x25.59x2.17	37.40x37.40x2.17
	Packing (WxDxH)	in	27.95x27.95x3.15	27.95x27.95x3.15	27.95x27.95x3.15	39.37x39.37x3.94
	Net/Gross Weight	lbs.	4.9/8.2	4.9/8.2	4.9/8.2	11.7/17.2
Refrigerant Piping	Liquid Side / Gas Side	in	1/4" / 3/8"	1/4" / 3/8"	◇ 1/4" / 1/2"	◇ 1/4" / 5/8"
Operation Temperature Range	°F		60.8~89.6	60.8~89.6	60.8~89.6	60.8~89.6

◇ Adapters for 1/4" / 1/2" and 1/4" / 5/8" included in Outdoor Unit box.

Ceiling Cassette Panel:



BRV-PN9-18CT

Panel Dimension:
25.59x25.59x2.17 in.
Panel Net Weight: 4.9 lb.



BRV-PN24CT

Panel Dimension:
37.40x37.40x2.17 in.
Panel Net Weight: 11.7 lb.

Slim Duct:



Indoor Model			BRV-M09DT-230VI	BRV-M12DT-230VI	BRV-M18DT-230VI	BRV-M24DT-230VI
Power Supply	V-Ph-Hz		208~230-1-60	208~230-1-60	208~230-1-60	208~230-1-60
Cooling	Rated Capacity	Btu/h	9,000	12,000	18,000	24,000
Heating	Rated Capacity	Btu/h	10,000	12,000	19,000	24,600
Max Fuse	A		5	5	5	5
Indoor Air Flow	CFM		353	353	530	795
Indoor Noise Level	dB(A)		34	34	39	42
Indoor Unit	Dimensions (WxDxH)	in	27.56x17.72x7.8	27.56x17.72x7.8	27.56x27.56x9.65	39.37x27.56x9.65
	Packing (WxDxH)	in	34.25x21.3x10.24	34.25x21.3x10.24	36.61x32.68x11.81	48.43x32.68x11.81
	Net/Gross Weight	lbs.	27.6/33.1	27.6/33.1	47.4/56.2	59.5/70.5
Refrigerant Piping	Liquid Side / Gas Side	in	1/4" / 3/8"	1/4" / 3/8"	◇ 1/4" / 1/2"	◇ 1/4" / 5/8"
Operation Temperature Range	°F		60.8~89.6	60.8~89.6	60.8~89.6	60.8~89.6

◇ Adapters for 1/4" / 1/2" and 1/4" / 5/8" included in Outdoor Unit box.



Floor Ceiling:



Indoor Model			BRV-M09FC-230VI	BRV-M12FC-230VI	BRV-M18FC-230VI	BRV-M24FC-230VI
Power Supply	V-Ph-Hz		208~230-1-60	208~230-1-60	208~230-1-60	208~230-1-60
Cooling	Rated Capacity	Btu/h	9,000	12,000	18,000	24,000
Heating	Rated Capacity	Btu/h	11,000	12,000	18,000	24,000
Max Fuse	A		5	5	5	5
Indoor Air Flow	CFM		500	500	530	824
Indoor Noise Level	dB(A)		39	39	41	44
Indoor Unit	Dimensions (WxDxH)	in	39.37x27.17x9.25	39.37x27.17x9.25	39.37x27.17x9.25	50.39x27.17x9.25
	Packing (WxDxH)	in	42.52x30.32x12.80	42.52x30.32x12.80	42.52x30.32x12.80	53.54x30.32x12.80
	Net/Gross Weight	lbs.	57.3/67.2	57.3/67.2	59.5/69.5	71.7/83.8
Refrigerant Piping	Liquid Side / Gas Side	in	1/4" / 3/8"	1/4" / 3/8"	1/4" / 1/2"	1/4" / 5/8"
Operation Temperature Range	°F		60.8~89.6	60.8~89.6	60.8~89.6	60.8~89.6

◇ Adapters for 1/4" / 1/2" and 1/4" / 5/8" included in Outdoor Unit box.

Combination Chart:

Btu/h	Wall Mounted	Duct	Ceiling Cassette	Floor Ceiling
7K	BRV-M07WM-230VI			
9K	BRV-M09WM-230VI	BRV-M09DT-230VI	BRV-M09CT-230VI	BRV-M09FC-230VI
12K	BRV-M12WM-230VI	BRV-M12DT-230VI	BRV-M12CT-230VI	BRV-M12FC-230VI
18K	BRV-M18WM-230VI	BRV-M18DT-230VI	BRV-M18CT-230VI	BRV-M18FC-230VI
24K	BRV-M24WM-230VI	BRV-M24DT-230VI	BRV-M24CT-230VI	BRV-M24FC-230VI

Model Name	Min. Circuit Ampacity (MCA)	Max. Fuse Size	Cooling				Heating				Refrigerant	Refrigerant Piping				Ambient Temperature						
			Capacity (range)	Input	Rated current	SEER2	EER2	Capacity (range)	Input	Rated current		COP	HSPF	Noise Level	Type	Liquid side	Gas side	Max. length for all rooms	Max. length for one indoor unit	Max. height elevation between indoor and outdoor	Max. height elevation between indoor units	Cooling
BRV-M18-230VO	15	20	17,700(3,800-19,800)	1440	6.39	22	3.60	18,000(4,200-22,000)	1390	6.17	3.8	10	54	R32	2x1/4"	2x3/8"	131	82	49	33	-13-125.6	-13-75.2
BRV-M24-230VO	20	30	24,000(4,900-31,400)	1920	8.52	23	3.66	24,000(5,200-32,000)	1760	7.76	4.0	10	57	R32	3x1/4"	3x3/8"	197	98	49	33	-13-125.6	-13-75.2
BRV-M30-230VO	26	40	30,000(6,000-38,200)	2400	10.65	23	3.66	30,000(6,300-36,000)	2250	9.98	3.9	10	58	R32	4x1/4"	4x3/8"	263	115	49	33	-13-125.6	-13-75.2
BRV-M36-230VO	29	45	36,000(6,350-38,500)	2930	12.87	23	3.60	36,000(7,000-43,000)	2640	11.59	4.0	10	59	R32	4x1/4"	4x3/8"	263	115	49	33	-13-125.6	-13-75.2
BRV-M42-230VO	32	45	42,000(8,350-46,000)	3360	14.92	24	3.66	42,000(8,450-53,000)	3160	14.00	3.9	10.5	60	R32	4x1/4"	4x3/8"	263	115	49	33	-13-125.6	-13-75.2

UP TO 2 ZONES



BRV-M18-230VO

Note: 7K Wall Mount may be substituted for a 9K unit anywhere in this chart.

2 ZONES	
9K	9K
9K	12K
12K	12K

UP TO 3 ZONES



BRV-M24-230VO

2 ZONES		3 ZONES		
9K	9K	9K	9K	9K
9K	12K	9K	9K	12K
9K	18K	9K	9K	18K
12K	12K	9K	12K	12K
12K	18K	9K	12K	12K
18K	18K	12K	12K	12K

Note: 7K Wall Mount may be substituted for a 9K unit anywhere in this chart.

UP TO 4 ZONES



BRV-M30-230VO

2 ZONES		3 ZONES			4 ZONES			
9K	9K	9K	9K	9K	9K	9K	9K	9K
9K	12K	9K	9K	12K	9K	9K	9K	12K
9K	18K	9K	9K	18K	9K	9K	9K	18K
9K	24K	9K	9K	24K	9K	9K	12K	12K
12K	12K	9K	12K	12K	9K	12K	12K	12K
12K	18K	9K	12K	18K	9K	12K	12K	12K
12K	24K	9K	12K	24K	9K	12K	12K	12K
18K	18K	12K	12K	12K	12K	12K	12K	12K
18K	24K	12K	12K	18K				

Note: 7K Wall Mount may be substituted for a 9K unit anywhere in this chart.



UP TO 4 ZONES



BRV-M36-230VO

2 ZONES	
9K	9K
9K	12K
9K	18K
9K	24K
12K	12K
12K	18K
12K	24K
18K	18K
18K	24K
24K	24K

3 ZONES		
9K	9K	9K
9K	9K	12K
9K	9K	18K
9K	9K	24K
9K	12K	12K
9K	12K	18K
9K	12K	24K
9K	18K	18K
9K	18K	24K
12K	12K	12K
12K	12K	18K
12K	12K	24K
12K	18K	18K
12K	18K	24K
18K	18K	18K

4 ZONES			
9K	9K	9K	9K
9K	9K	9K	12K
9K	9K	9K	18K
9K	9K	9K	24K
9K	9K	12K	12K
9K	9K	12K	18K
9K	9K	12K	24K
9K	9K	18K	18K
9K	9K	18K	24K
9K	12K	12K	12K
9K	12K	12K	18K
9K	12K	12K	24K
12K	12K	12K	12K
12K	12K	12K	18K
12K	12K	12K	24K
18K	18K	18K	18K

Note: 7K Wall Mount may be substituted for a 9K unit anywhere in this chart.

UP TO 5 ZONES



BRV-M42-230VO

2 ZONES	
9K	9K
9K	12K
9K	18K
9K	24K
12K	12K
12K	18K
12K	24K
18K	18K
18K	24K
24K	24K

3 ZONES		
9K	9K	9K
9K	9K	12K
9K	9K	18K
9K	9K	24K
9K	12K	12K
9K	12K	18K
9K	12K	24K
9K	18K	18K
9K	18K	24K
12K	12K	12K
12K	12K	18K
12K	12K	24K
12K	18K	18K
12K	18K	24K
18K	18K	18K

4 ZONES			
9K	9K	9K	9K
9K	9K	9K	12K
9K	9K	9K	18K
9K	9K	9K	24K
9K	9K	12K	12K
9K	9K	12K	18K
9K	9K	12K	24K
9K	9K	18K	18K
9K	9K	18K	24K
9K	12K	12K	12K
9K	12K	12K	18K
9K	12K	12K	24K
9K	12K	18K	18K
9K	12K	18K	24K
12K	12K	12K	12K
12K	12K	12K	18K
12K	12K	12K	24K
12K	12K	18K	18K

5 ZONES				
9K	9K	9K	9K	9K
9K	9K	9K	9K	12K
9K	9K	9K	9K	18K
9K	9K	9K	9K	24K
9K	9K	9K	12K	12K
9K	9K	9K	12K	18K
9K	9K	9K	12K	24K
9K	9K	9K	18K	18K
9K	9K	9K	18K	24K
9K	9K	12K	12K	12K
9K	9K	12K	12K	18K
9K	9K	12K	12K	24K
9K	9K	12K	18K	18K
9K	9K	12K	18K	24K
12K	12K	12K	12K	12K
12K	12K	12K	12K	18K
12K	12K	12K	12K	24K
12K	12K	12K	18K	18K



- Remote Control Included for all unit.
- Wall Thermostat Included except for Wall Units.

DOWNLOAD THE BRAVO REMOTE APP



Scan the following intelligent QR code to download SMART APP for iOS or Android





Bravo

MORE THAN A COMPLIMENT

06252026