

# SUBMITTAL DATA SHEET

Series Name: DC Inverter Heat Pump AHU Series  
Model Number: BRV-MP18AHUW-230VI + BRV-SD18HI-230VO

Air Handler Heat Pump System	
Location:	Approval:
Engineer:	Date:
Submitted to:	Construction:
Submitted by:	Unit #:
Reference:	Drawing #:



INDOOR SPECIFICATION		
Indoor Air Flow (High/Low) (CFM)	650/420	
Indoor Noise Level (High/Low) (dBA)	38.5/34	
Dimension (WxDxH)	inch	17-33/64x21-1/32x45
	mm	445x534x1143
Package (WxDxH)	inch	20-55/64x26-37/64x46-17/64
	mm	530x675x1175
Net/Gross Weight	lbs	114/127
	kg	51.5/57.5

OUTDOOR SPECIFICATION		
Compressor Type	ROTARY	
Compressor Model	KSN140D33UFZ3	
Refrigerant	R32	
Refrigerant Oil Charge(mL)	420	
Refrigerant Oil	VG74	
Outdoor Air Flow (Max) (CFM)	2000.0	
Outdoor Noise Level (dBA)	54	
Dimension (WxDxH)	inch	36-1/32x25-19/32x13-37/64
	mm	915x650x345
Package (WxDxH)	inch	40-5/32x28-15/16x17-1/8
	mm	1020x735x435
Net/Gross Weight	lbs	84/92
	kg	38/41.5

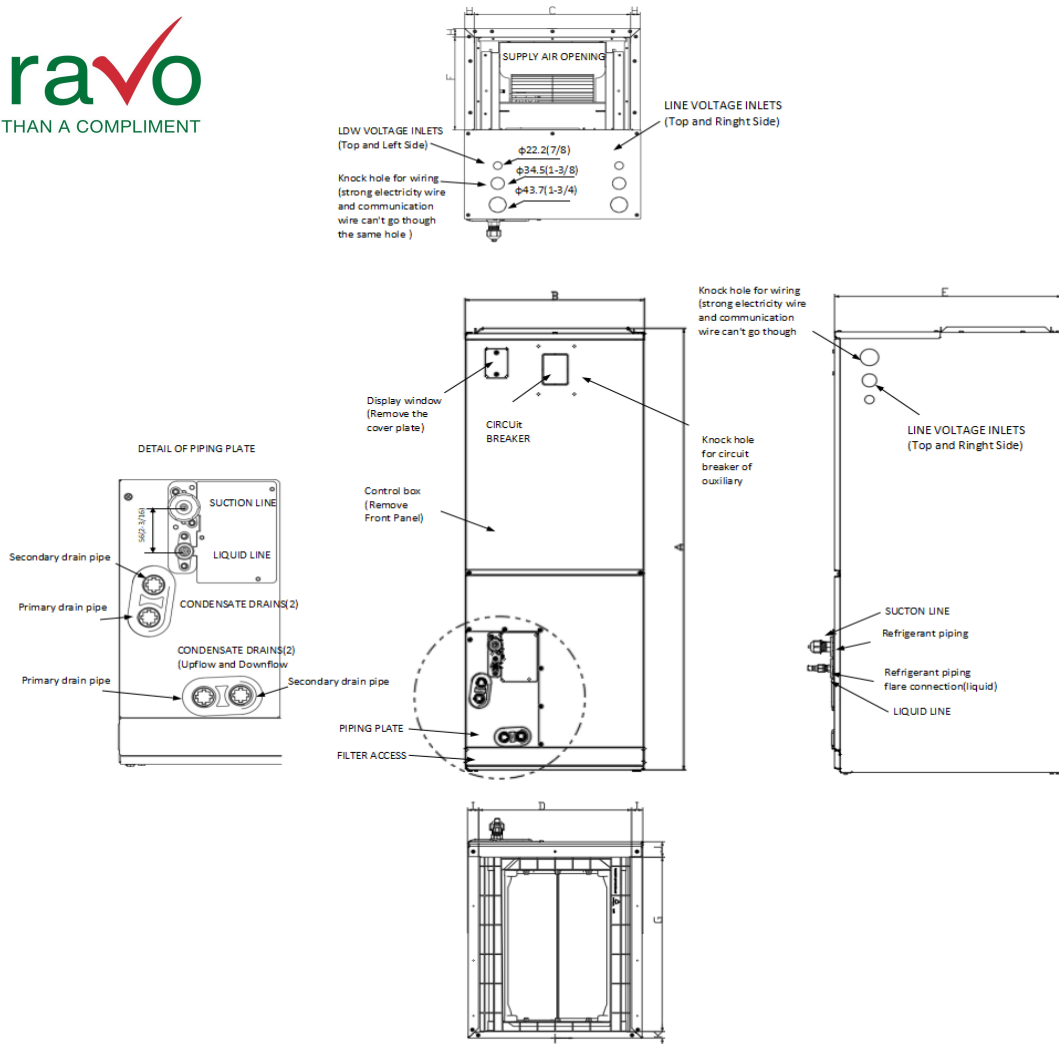
EFFICIENCY			
Cooling		Heating	
SEER2	18.4	HSPF2	8.60
EER2	11.5	COP	3.85

PERFORMANCE of Cooling	
Cooling (Btu/hr)	
Rated Capacity	1565
Min/Max Capacity	400 ~ 1900
Standard Operating Range(°F/°C)	5~131(-15~55)
Rated Cooling Conditions:	Indoor: 80°F DB/67°F WB Outdoor: 95°F DB/75°F WB

PERFORMANCE of Heating	
Heating (Btu/hr)	
1. @ 47°F Rated	1450
1. @ 47°F Min/Max Capacity	340 ~1650
2. @ 17°F Rated	2.77
3. @ 5°F Rated: Capacity	14500
Standard Operating Range(°F/°C)	-4~75(-20~24)
1. Rated Heating Conditions:	Indoor: 70°F DB/60°F WB Outdoor: 47°F DB/43°F WB
2. Rated Heating Conditions:	Indoor: 70°F DB/60°F WB Outdoor: 17°F DB/15°F WB
3. Heating Conditions, Compressor Operating at Max. Frequency	Indoor: 70°F DB/60°F WB Outdoor: 5°F DB/5°F WB

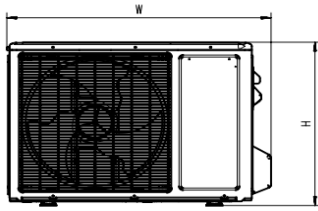
ELECTRICAL	
Indoor Power Supply	208/230V,60Hz,1Ph
Indoor MCA 115V/(208/230V)	3.5
Indoor MOP	6
Outdoor Power Supply	208/230V,60Hz,1Ph
Outdoor MCA	16
Outdoor MOP	20
Communication Wiring	AWG 25x3 Shielded
Compressor RLA	6.8
Outdoor Fan Motor RLA	2
Outdoor Fan Motor W	75
Indoor Fan Motor RLA	2.6
Indoor Fan Motor W	249
System Power Input @ Cooling (W)	1565(400 ~ 1900)
System Power Input @ Heating (W)	1450(340 ~1650)
MCA: Min. circuit amps (A)	MOCP: Max. over current protection (A)
RLA: Rated load amps (A)	W: Fan motor rated output (W)

PIPING	
Throttle type(Indoor)	Piston
Throttle type(Outdoor)	Capillary
Liquid Size	9.52mm(3/8in)
Gas Size	19mm(3/4in)
Max. Piping Length(ft/m)	98.4(30)
Max. Height Difference(ft/m)	65.6(20)
Max. Pre-charged Length(ft/m)	24.6(7.5)
Refrigerant Pre-charged Amount(oz/kg)	56.44(1.6)
Additional Charge of Refrigerant((oz/ft)/(g/m))	0.52(48)
Connection Method	Flared

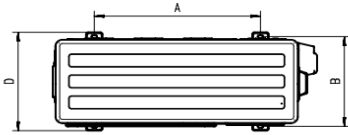


Dimensions		Model	18K/24K		30K/36K		48K/60K	
			inch	mm	inch	mm	inch	mm
A	Model Height		45-3/4	1162	49-49/64	1264	53-47/64	1365
B	Model width		17-41/64	448	21-9/64	537	24-39/64	625
C	Supply Air Opening width		15-5/8	397	19-9/64	486	22-19/32	574
D	Return Air Opening Width		15-25/64	391	18-47/64	476	22-23/64	568
E	Model Depth		21-7/64	536	21-7/64	536	21-7/64	536
F	Supply Air Opening Depth		10-9/32	261	10-9/32	261	10-9/32	261
G	Return Air Opening Depth		18-23/32	475.5	18-23/32	475.5	18-23/32	475.5
H	Supply Air Opening Clearance		15/16	24	15/16	24	15/16	24
I	Return Air Opening Side Clearance		1-1/8	28.5	1-1/8	28.5	1-1/8	28.5
J	Return Air Opening Front Clearance		1-21/32	42	1-21/32	42	1-21/32	42
K	Return Air Opening Back Clearance		45/64	18	45/64	18	45/64	18

## Outdoor Unit Dimension

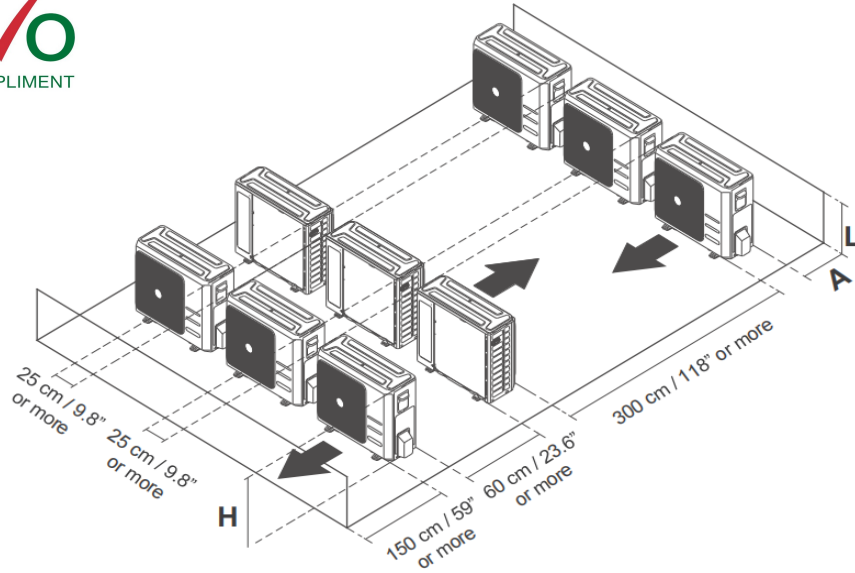


Dimensions		Model		18K/24K		30K/36K/48K/60K	
		inch	mm	inch	mm		
W	Model width	915	36-1/32	965	37-63/64		
H	Model height	650	25-19/32	810	31-57/64		
A	Distance between left and right foot bolts	605	23-13/16	635	25		
B	Distance between front and rear foot bolts	357	14-1/16	405	15-15/16		
D	Model depth	392	15-7/16	448	17-41/64		

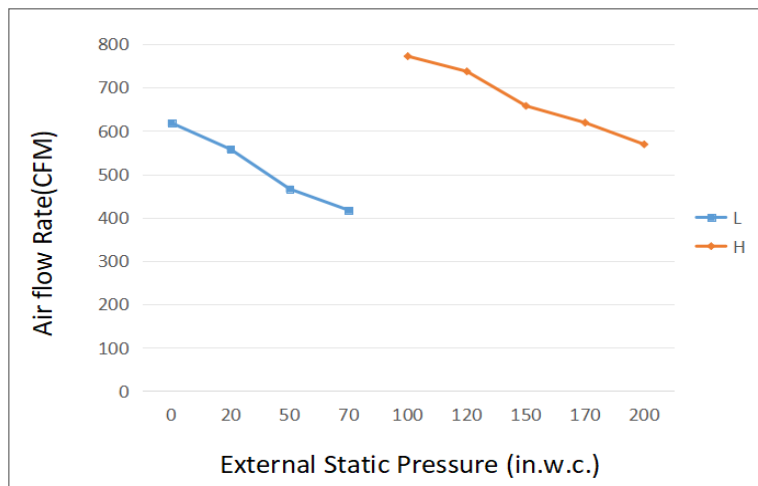


## Installation Instruction For Outdoor Unit

**Bravo**  
MORE THAN A COMPLIMENT



## Fan Performance For Indoor Unit



## Features

- High efficiency and energy-saving, SEER2 up to 18.4
- Multi-position installation: horizontal(left or right), vertical( up or down)
- ECM fan motor with constant torque technology
- External static pressure up to 0.80 In.W.G
- 1 inch R4.2 fiberglass free insulation reduces condensation and boosts efficiency(optional)
- Optional Auxiliary heat kit up to 20kW
- Easy Maintenance
- Multiple control options available:
  - Wired controller with built-in WiFi
  - Third-Party 24V Thermostat
- Adaptive Control System
- Crankcase heater equipped as standard